



For incision and resection (Periodontal membrane removal Tip)



MODEL : **G95**
ORDER CODE : **Z217705**

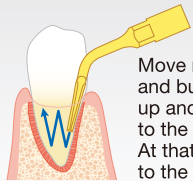
Power Guide

Please always select and do not exceed correct power setting for each tip.
Power level setting should not be more than indicated.

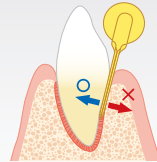
NSK	Varios2 970/370	10
	Varios 750/560/350	Max

- TiN coating • 0.7mm thick
- A double edge, which is sharp in three directions

[Caution]



Move not only in the mesiodistal and buccolingual directions but also up and down as if delivering water to the apex (light pumping action). At that time pay particular attention to the flow of water irrigation.



To prevent damage to the alveolar bone, move tip apex along the contour of the tooth.

- Use of irrigation enhances performance.
- Tip can be used on NSK ultrasonic units.
- When used with Varios 970 choice of irrigation.

Washable in the thermosinfector Autoclavable up to 135°C

NAKANISHI INC.

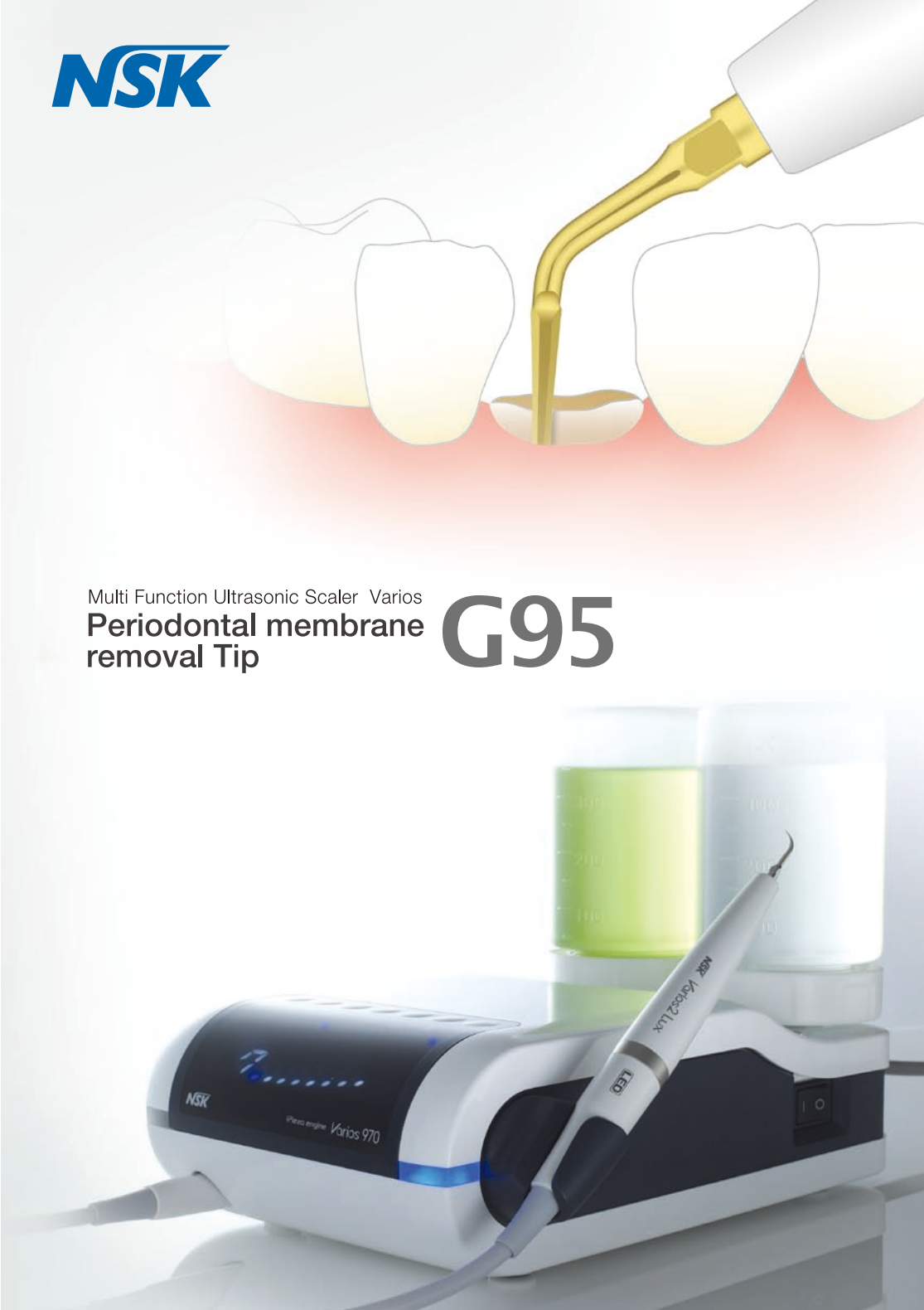
www.nsk-inc.com

700 Shimohinata Kanuma-shi Tochigi 322-8666, Japan
TEL : +81 (0)289-64-3380 FAX : +81 (0)289-62-5636

Specifications are subject to change without notice.

PR-D897E Ver.1 14.01.00.0

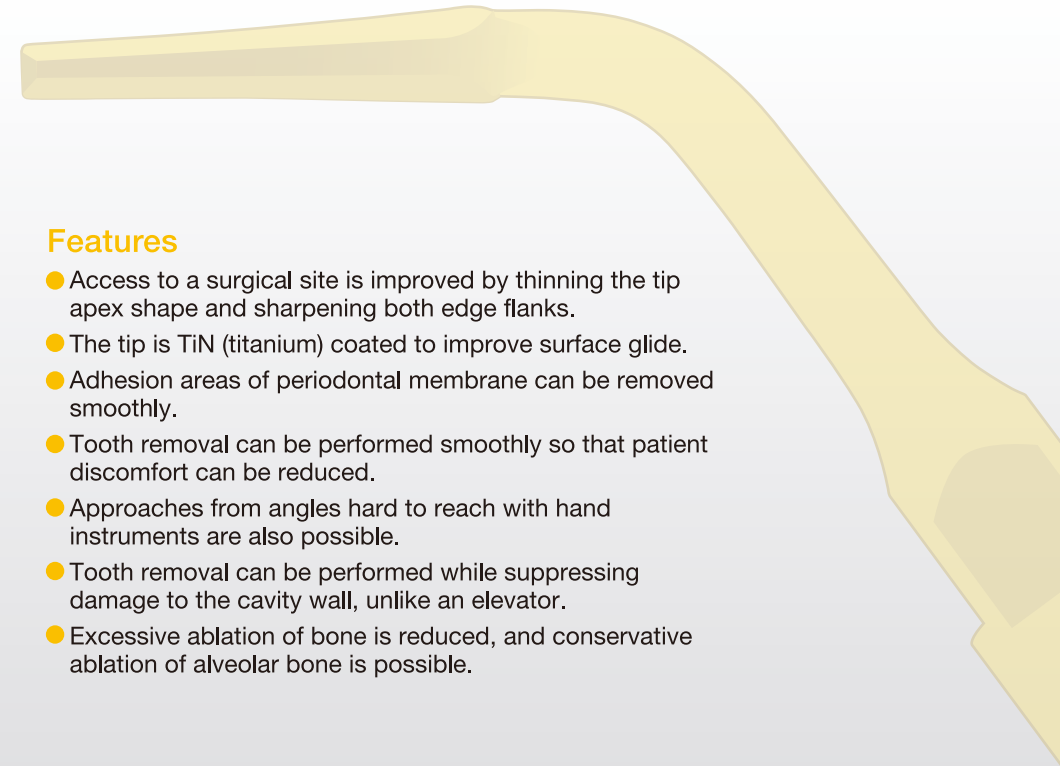
Multi Function Ultrasonic Scaler Varios Periodontal membrane removal Tip **G95**



Support smooth tooth extraction

Because the tip and the bilateral edges of the G95 tip are sharp it can be inserted without applying excessive force.

Furthermore, because the abrasion of the periodontal ligaments using the tip creates a space between the tooth root surface and alveolar bone, tooth extraction can be conducted without injuring the bone around the root.



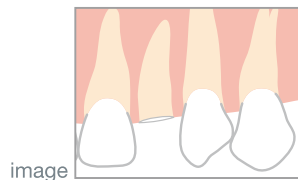
Features

- Access to a surgical site is improved by thinning the tip apex shape and sharpening both edge flanks.
- The tip is TiN (titanium) coated to improve surface glide.
- Adhesion areas of periodontal membrane can be removed smoothly.
- Tooth removal can be performed smoothly so that patient discomfort can be reduced.
- Approaches from angles hard to reach with hand instruments are also possible.
- Tooth removal can be performed while suppressing damage to the cavity wall, unlike an elevator.
- Excessive ablation of bone is reduced, and conservative ablation of alveolar bone is possible.

Case

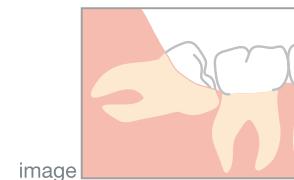
▶ Root extraction (upper left No. 2 tooth removal)

Tooth extraction is possible without excessively cutting the alveolar bone around the remaining root, retaining the morphology of the alveolar bone.



▶ Impacted tooth (lower left No. 8 tooth removal)

The use of the tip prior to extraction will mobilise the tooth and make extraction easier.



Be careful not to apply excessive force, as in cases of using elevators.